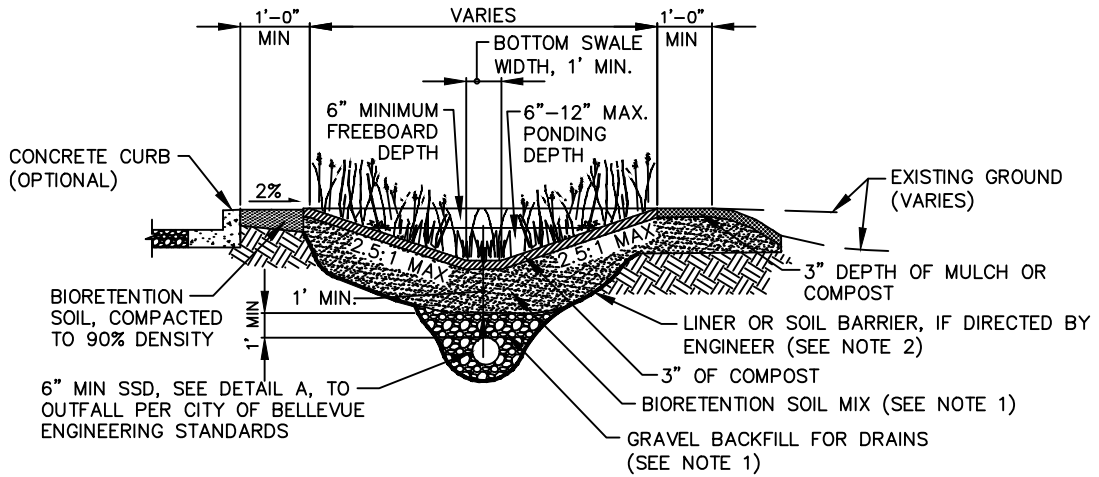
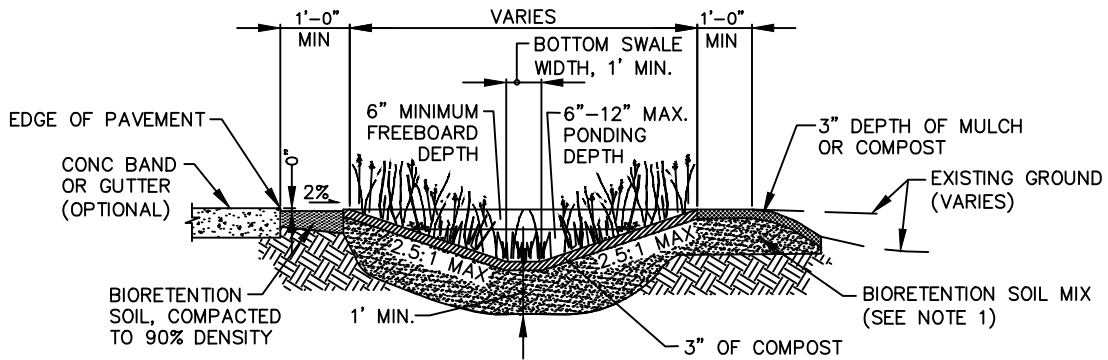


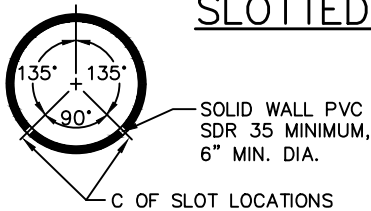
BIORETENTION SWALE W/ UNDERDRAIN



W/O UNDERDRAIN



DETAIL A - (SSD) SLOTTED STORM DRAIN



NOTES:

1. SEE CHAPTER D6-05 FOR MATERIALS.
2. LINER MAY BE ADDED IN FIELD AS DIRECTED BY ENGINEER PER VOLUME V CHAPTER 4.4 OF THE DOE MANUAL
3. BOTTOM SLOPE LESS THAN 8%. INSTALL CHECK DAMS OR WEIRS FOR SLOPES GREATER THAN 2%.
4. SLOT LOCATIONS ARE TO BE 0.04"-0.069" WIDE, (IN 2 ROWS ON 45 DEGREE CENTERS) AND COVER 1/2 THE CIRCUMFERENCE OF THE PIPE. BY 1.0" LONG AND SPACED 0.25" APART.
5. UNDERDRAIN SLOTS ORIENTED ON BOTTOM OF PIPE.



City of
Bellevue

STORM AND SURFACE
WATER UTILITY

TITLE

BIORETENTION SWALE