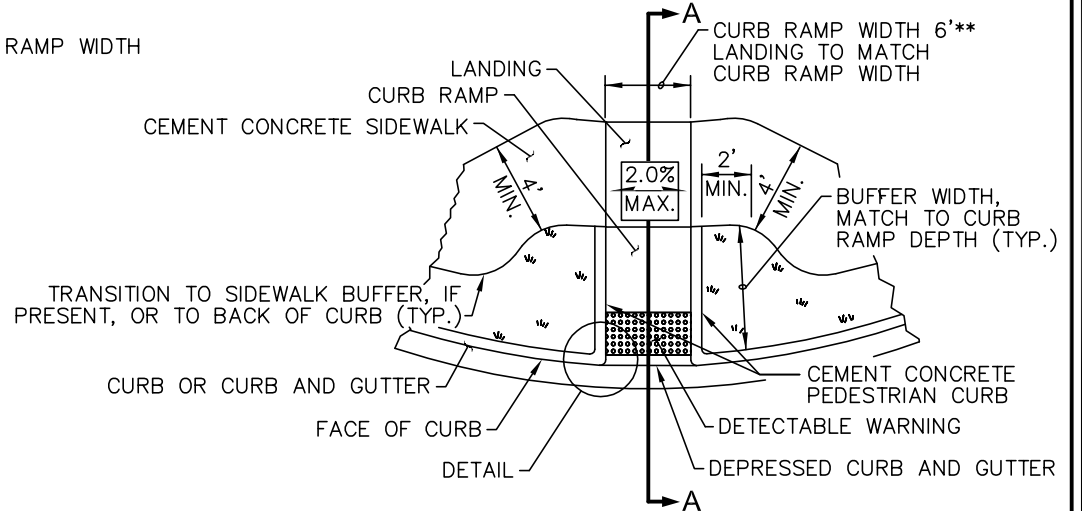
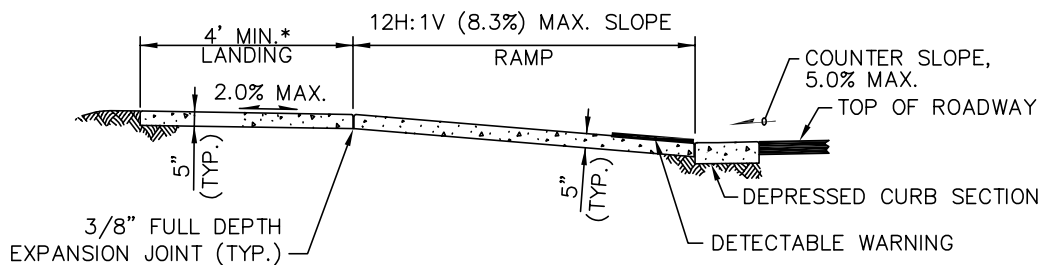


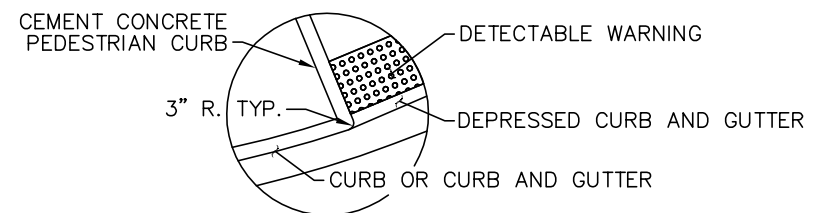
CURB RAMP TYPE PERPENDICULAR A



CURB RAMP TYPE PERPENDICULAR B



SECTION A-A



DETAIL

NOTE: SEE SW-200-1 FOR CURB RAMP CONSTRUCTION NOTES.

* 5' IF CONSTRAINED AT BACK OF LANDING (WALL, FENCE, RAILING, ETC).

** MAY BE REDUCED TO A MINIMUM WIDTH OF NO LESS THAN 4' WITH PRIOR APPROVAL FROM THE ENGINEER.

LEGEND

SLOPE IN EITHER DIRECTION



PERPENDICULAR CEMENT CONCRETE CURB RAMP (TYPE 1)

DRAWING NUMBER	SW-230-1
SCALE	NONE
REVISION DATE	12/16
DEPARTMENT	TRANS