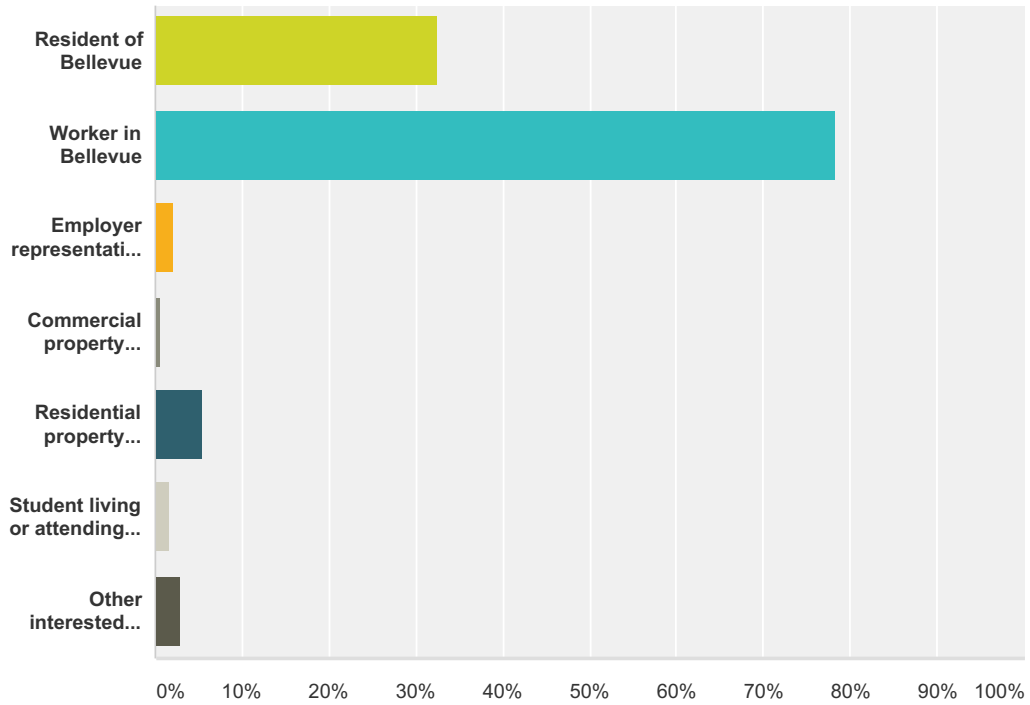


**Q1 I am a (select all that apply):**

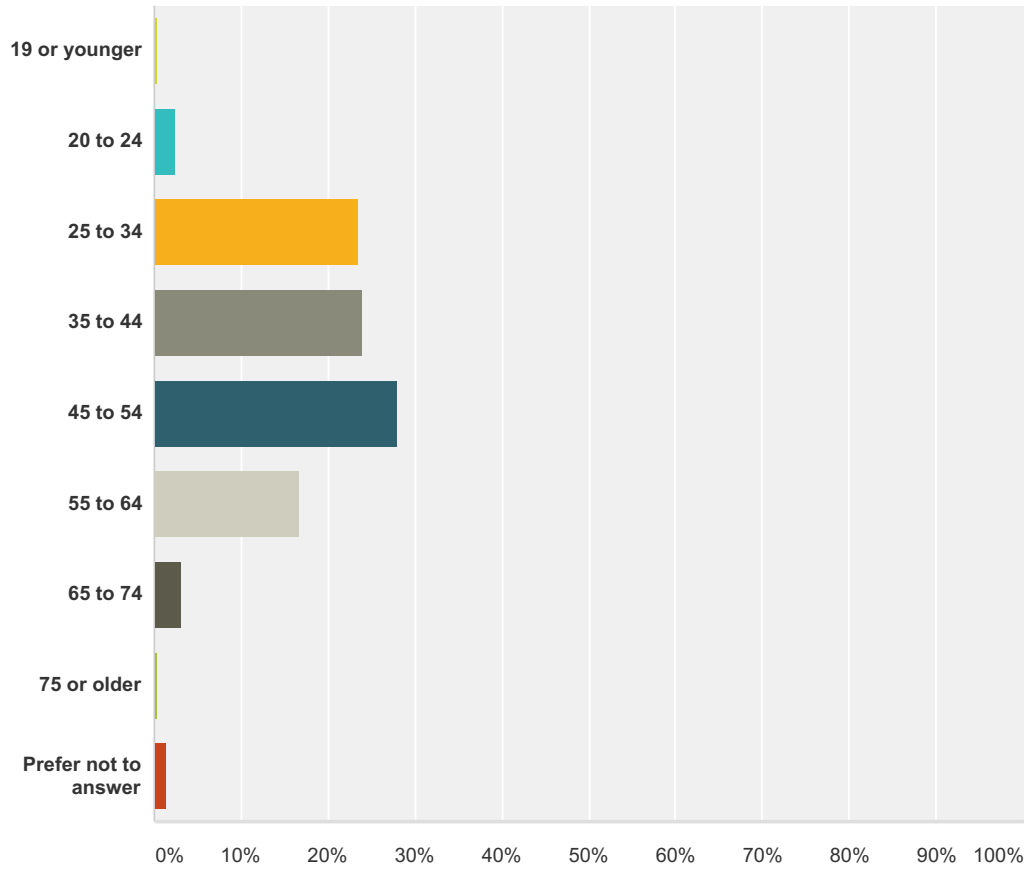
Answered: 1,620 Skipped: 0



Answer Choices	Responses
Resident of Bellevue	32.65% 529
Worker in Bellevue	78.27% 1,268
Employer representative in Bellevue (with ability to influence commute programs)	2.16% 35
Commercial property owner/manager in Bellevue	0.68% 11
Residential property owner/manager in Bellevue	5.43% 88
Student living or attending school in Bellevue	1.73% 28
Other interested party (please describe):	2.90% 47
<b>Total Respondents: 1,620</b>	

## Q2 What is your age?

Answered: 1,482 Skipped: 138

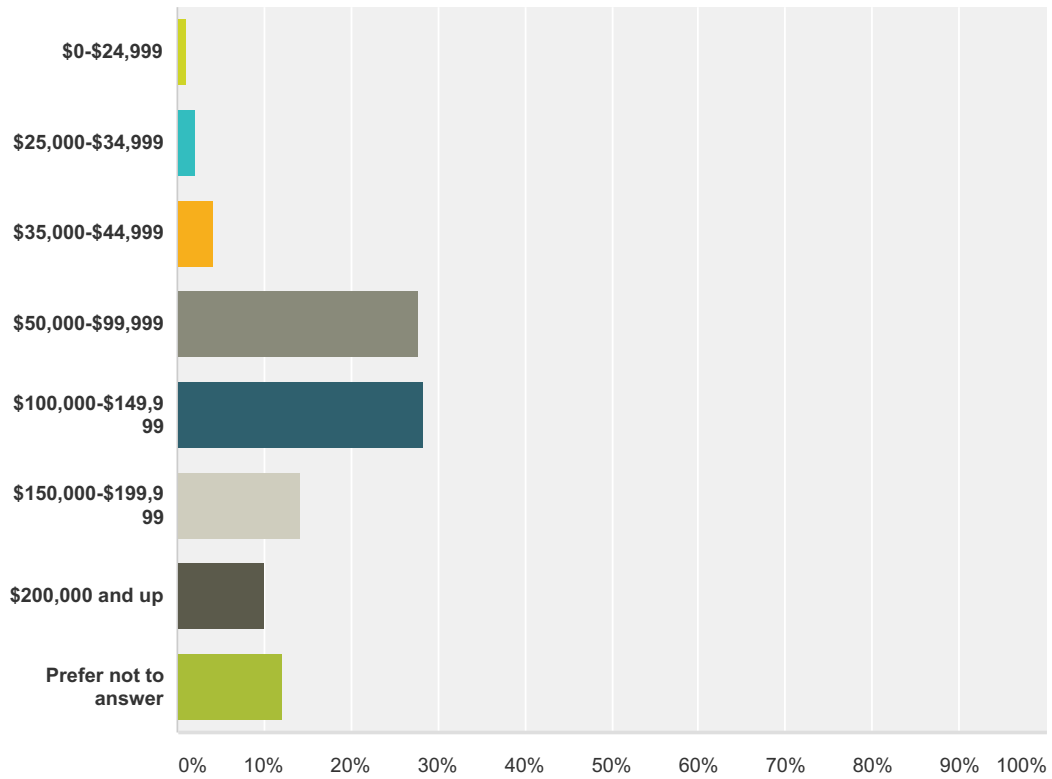


Answer Choices	Responses	
19 or younger (1)	0.40%	6
20 to 24 (2)	2.43%	36
25 to 34 (3)	23.55%	349
35 to 44 (4)	23.95%	355
45 to 54 (5)	28.07%	416
55 to 64 (6)	16.73%	248
65 to 74 (7)	3.10%	46
75 or older (8)	0.34%	5
Prefer not to answer (9)	1.42%	21
<b>Total</b>		<b>1,482</b>

Basic Statistics				
Minimum	Maximum	Median	Mean	Standard Deviation
1.00	9.00	4.00	4.50	1.33

### Q3 What is your approximate annual household income?

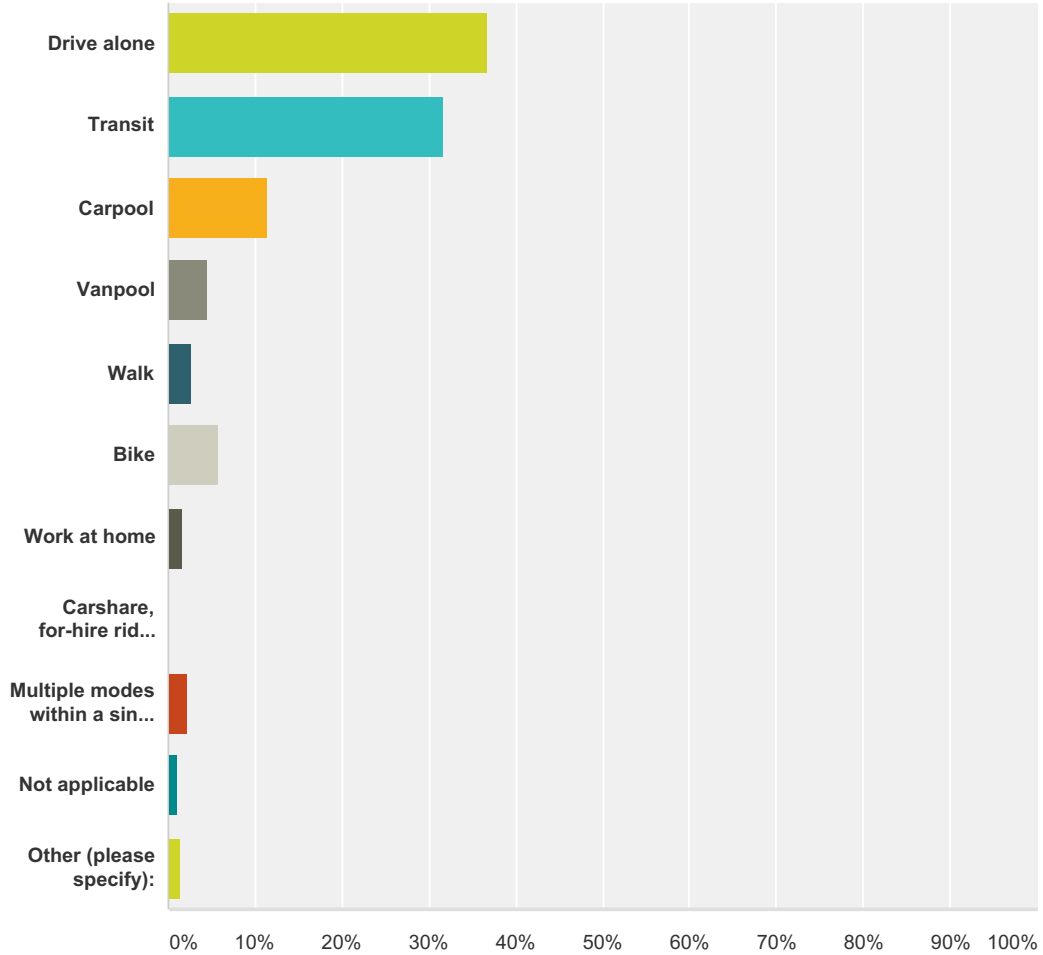
Answered: 1,482 Skipped: 138



Answer Choices	Responses	
\$0-\$24,999	1.08%	16
\$25,000-\$34,999	2.09%	31
\$35,000-\$44,999	4.25%	63
\$50,000-\$99,999	27.73%	411
\$100,000-\$149,999	28.48%	422
\$150,000-\$199,999	14.17%	210
\$200,000 and up	10.05%	149
Prefer not to answer	12.15%	180
<b>Total</b>		<b>1,482</b>

**Q4 What mode do you use most often for commuting to work or school? (Choose only one.)**

Answered: 1,477 Skipped: 143



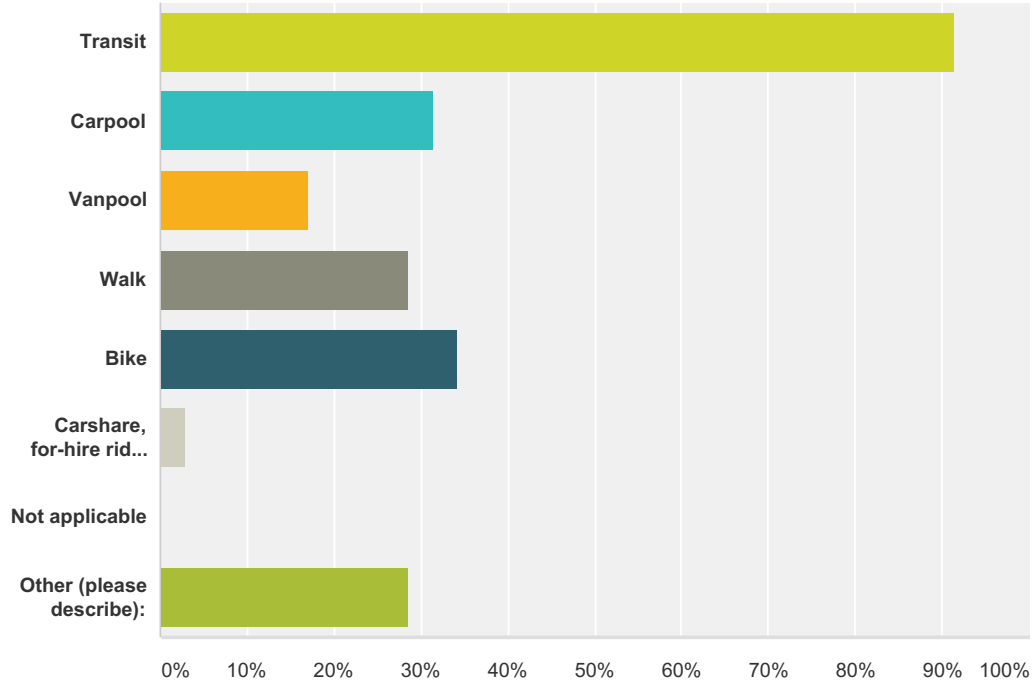
Answer Choices	Responses
Drive alone	36.83% 544
Transit	31.82% 470
Carpool	11.58% 171
Vanpool	4.67% 69
Walk	2.71% 40
Bike	5.82% 86
Work at home	1.69% 25
Carshare, for-hire ride service, or taxi	0.00% 0
Multiple modes within a single trip (not counting driving alone)	2.30% 34

## 2014 City of Bellevue TDM Plan Community Input Survey

Not applicable	1.08%	16
Other (please specify):	1.49%	22
<b>Total</b>		<b>1,477</b>

**Q5 If you typically use multiple modes within a single commuting trip, what modes do you use? (Select all that apply.)**

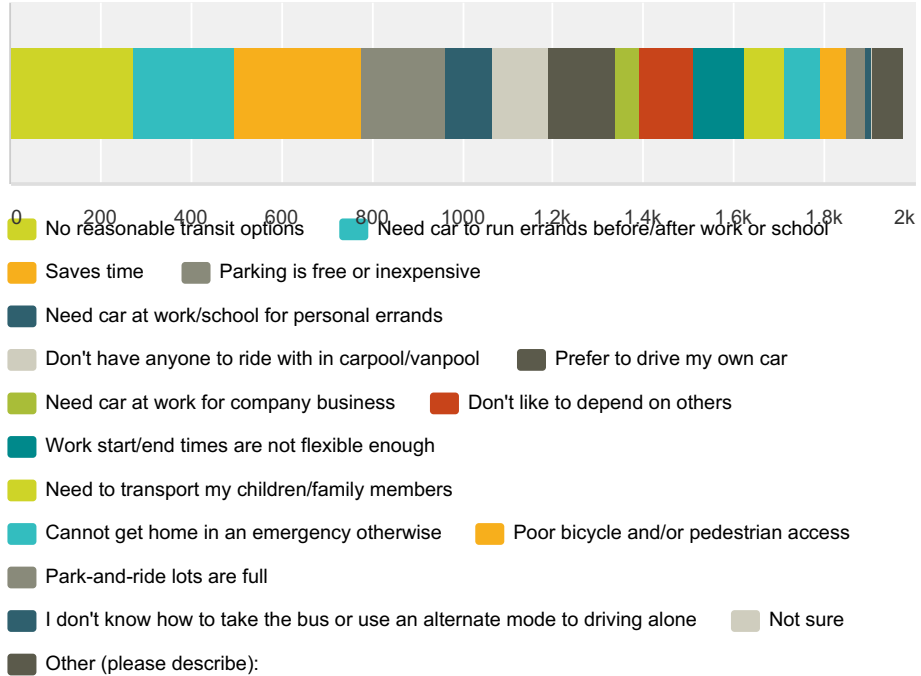
Answered: 35 Skipped: 1,585



Answer Choices	Responses	
Transit	91.43%	32
Carpool	31.43%	11
Vanpool	17.14%	6
Walk	28.57%	10
Bike	34.29%	12
Carshare, for-hire ride services, or taxi	2.86%	1
Not applicable	0.00%	0
Other (please describe):	28.57%	10
<b>Total Respondents: 35</b>		

### Q6 What are your reasons for driving alone for commuting to work or school? (Choose up to five.)

Answered: 542 Skipped: 1,078



Answer Choices	Responses
No reasonable transit options	50.18% 272
Need car to run errands before/after work or school	41.33% 224
Saves time	51.85% 281
Parking is free or inexpensive	33.95% 184
Need car at work/school for personal errands	19.56% 106
Don't have anyone to ride with in carpool/vanpool	22.88% 124
Prefer to drive my own car	27.49% 149
Need car at work for company business	9.04% 49
Don't like to depend on others	22.88% 124
Work start/end times are not flexible enough	20.66% 112
Need to transport my children/family members	15.68% 85
Cannot get home in an emergency otherwise	14.76% 80
Poor bicycle and/or pedestrian access	10.89% 59
Park-and-ride lots are full	7.93% 43

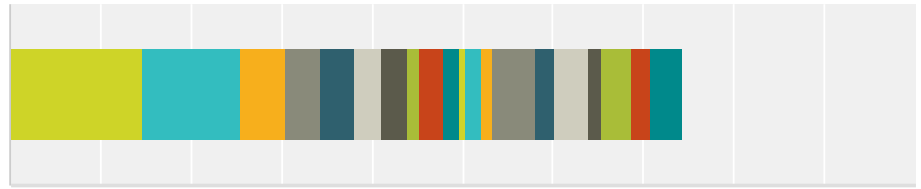
## 2014 City of Bellevue TDM Plan Community Input Survey

I don't know how to take the bus or use an alternate mode to driving alone	1.85%	10
Not sure	0.74%	4
Other (please describe):	12.92%	70
<b>Total Respondents: 542</b>		



### Q7 What would motivate you to increase your use of modes other than driving alone for commuting to work or school? (Choose up to five.)

Answered: 535 Skipped: 1,085



0 200 400 600 800 1000 1.2k 1.4k 1.6k 1.8k 2k

- More frequent/convenient bus service
- Faster way to do non-drive-alone commute
- Financial subsidy for bus fare or other mode
- Guaranteed taxi ride home in case of emergency
- More capacity at park-and-ride lot
- More flexible start or end times for work or school
- Financial subsidy for giving up parking space at work
- Access to company car for work-related trips
- Rewards, prizes or incentives
- Assistance finding a carpool/vanpool partner
- Discounted carpool/vanpool parking
- Occasional free parking days for personal vehicle
- Assistance finding transit or bike route
- Better pedestrian/bicycle access
- Secure bicycle parking or showers/lockers
- Real-time indication of when my bus is coming
- Free, personalized assistance with planning my trip
- Nothing would motivate me
- Don't know/not applicable
- Other (please describe):

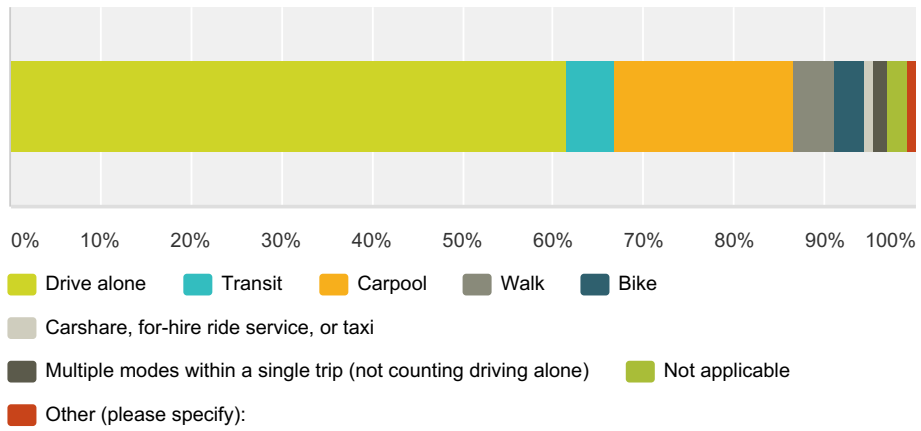
Answer Choices	Responses
More frequent/convenient bus service	54.39% 291
Faster way to do non-drive-alone commute	40.75% 218
Financial subsidy for bus fare or other mode	19.07% 102
Guaranteed taxi ride home in case of emergency	14.21% 76
More capacity at park-and-ride lot	13.83% 74
More flexible start or end times for work or school	11.59% 62
Financial subsidy for giving up parking space at work	9.91% 53
Access to company car for work-related trips	5.61% 30
Rewards, prizes or incentives	9.35% 50
Assistance finding a carpool/vanpool partner	6.92% 37
Discounted carpool/vanpool parking	2.43% 13

## 2014 City of Bellevue TDM Plan Community Input Survey

Occasional free parking days for personal vehicle	<b>6.54%</b>	35
Assistance finding transit or bike route	<b>4.86%</b>	26
Better pedestrian/bicycle access	<b>18.13%</b>	97
Secure bicycle parking or showers/lockers	<b>7.29%</b>	39
Real-time indication of when my bus is coming	<b>14.21%</b>	76
Free, personalized assistance with planning my trip	<b>5.05%</b>	27
Nothing would motivate me	<b>12.71%</b>	68
Don't know/not applicable	<b>7.66%</b>	41
Other (please describe):	<b>13.08%</b>	70
<b>Total Respondents: 535</b>		

### Q8 What mode do you use most often for non-commuting trips? (Choose only one.)

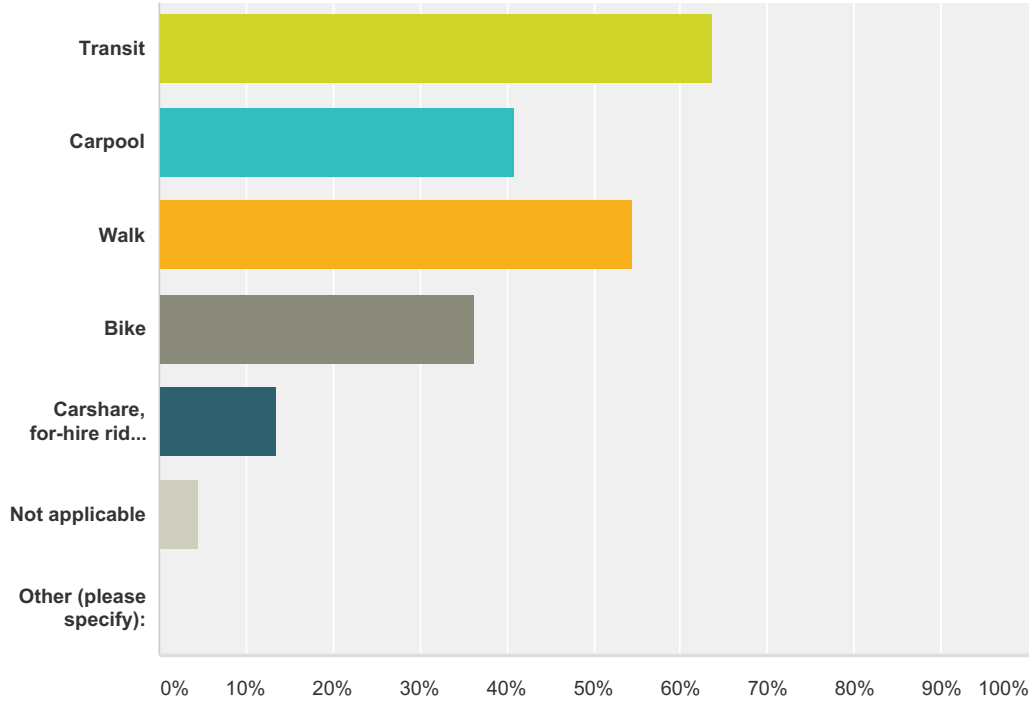
Answered: 1,462 Skipped: 158



Answer Choices	Responses
Drive alone	61.49% 899
Transit	5.20% 76
Carpool	19.97% 292
Walk	4.58% 67
Bike	3.21% 47
Carshare, for-hire ride service, or taxi	0.96% 14
Multiple modes within a single trip (not counting driving alone)	1.50% 22
Not applicable	2.19% 32
Other (please specify):	0.89% 13
<b>Total</b>	<b>1,462</b>

**Q9 If you typically use multiple modes within a single non-commuting trip, what modes do you use? (Select all that apply.)**

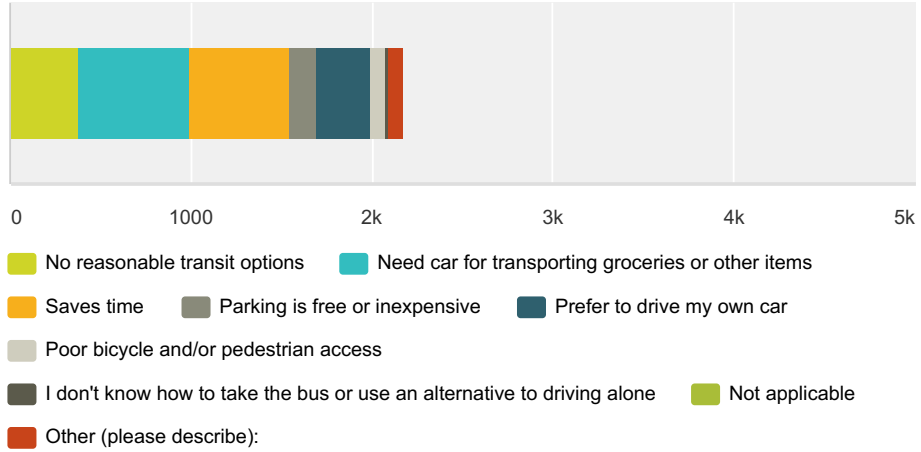
Answered: 22 Skipped: 1,598



Answer Choices	Responses
Transit	63.64% 14
Carpool	40.91% 9
Walk	54.55% 12
Bike	36.36% 8
Carshare, for-hire ride services or taxi	13.64% 3
Not applicable	4.55% 1
Other (please specify):	0.00% 0
<b>Total Respondents: 22</b>	

### Q10 What are your reasons for driving alone for non-commuting trips? (Choose up to three.)

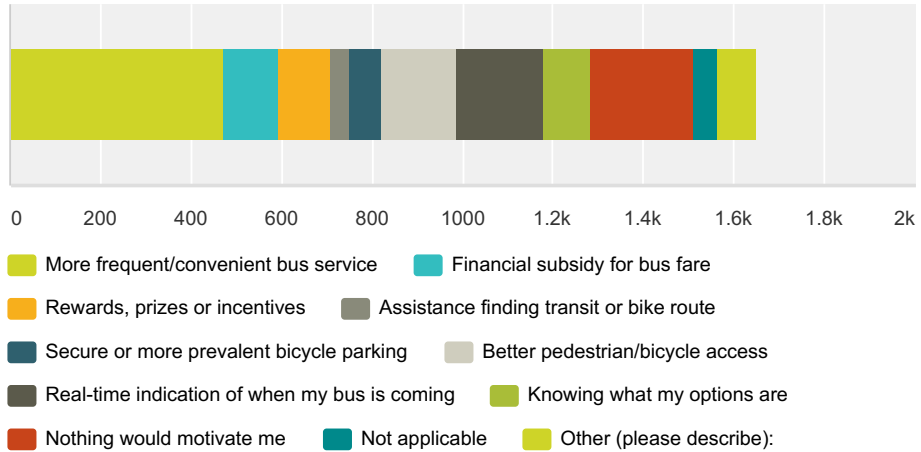
Answered: 894 Skipped: 726



Answer Choices	Responses	Count
No reasonable transit options	42.51%	380
Need car for transporting groceries or other items	68.68%	614
Saves time	61.86%	553
Parking is free or inexpensive	16.22%	145
Prefer to drive my own car	33.33%	298
Poor bicycle and/or pedestrian access	9.28%	83
I don't know how to take the bus or use an alternative to driving alone	2.01%	18
Not applicable	0.78%	7
Other (please describe):	8.05%	72
<b>Total Respondents: 894</b>		

### Q11 What would motivate you to increase your use of modes other than driving alone for non-commuting trips? (Choose up to three.)

Answered: 889 Skipped: 731



Answer Choices	Responses
More frequent/convenient bus service	53.09% 472
Financial subsidy for bus fare	13.84% 123
Rewards, prizes or incentives	12.82% 114
Assistance finding transit or bike route	4.39% 39
Secure or more prevalent bicycle parking	8.32% 74
Better pedestrian/bicycle access	18.56% 165
Real-time indication of when my bus is coming	21.60% 192
Knowing what my options are	11.59% 103
Nothing would motivate me	25.65% 228
Not applicable	5.96% 53
Other (please describe):	9.79% 87
<b>Total Respondents: 889</b>	

### Q12 When you use modes other than driving alone, what motivates you to do so? (Choose up to five.)

Answered: 1,439 Skipped: 181



Answer Choices	Responses	
Cost savings (gas, parking, insurance, tolling, etc.)	74.22%	1,068
Stress reduction	51.56%	742
Free time during commute since I'm not driving	38.08%	548
Live with or close to person I can share a ride with	23.97%	345
Improve air quality/environmental reasons	31.69%	456
Subsidy from employer	29.74%	428
Other tax or cash incentive	4.73%	68
Enjoy the social interaction	10.77%	155
Health benefits of active commuting (walk, bike, etc.)	29.95%	431
Live within walking distance of work or errands	14.87%	214
Don't own or have access to a car	4.03%	58
Preferential or less expensive parking for my carpool or vanpool at work	4.45%	64
HOV lane	29.19%	420
Real-time indication of when my bus is coming	7.85%	113

## 2014 City of Bellevue TDM Plan Community Input Survey

Not applicable/I don't use modes other than driving alone	5.00%	72
Other (please describe):	5.07%	73
<b>Total Respondents: 1,439</b>		



2014 City of Bellevue TDM Plan Community Input Survey

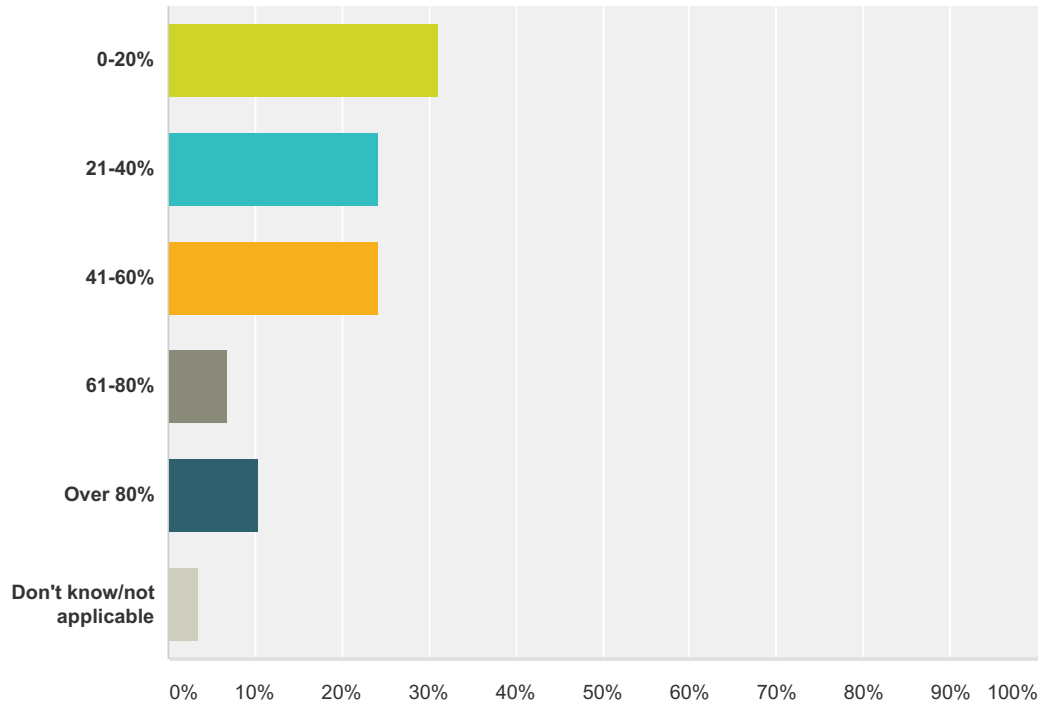
**Q13 What is your industry type? (e.g., engineering, manufacturing, finance, real estate, information technology, retail, health care, etc.)**

Answered: 29 Skipped: 1,591

#	Responses	Date
1	finance	12/11/2014 1:45 PM
2	tech, facilities and transportation	12/9/2014 8:39 AM
3	Government	11/26/2014 11:15 AM
4	government	11/26/2014 8:12 AM
5	senior living	11/25/2014 5:02 PM
6	engineering	11/25/2014 2:50 PM
7	health care	11/25/2014 2:41 PM
8	Healthcare	11/25/2014 2:35 PM
9	Technology and Production	11/25/2014 2:07 PM
10	Engineering	11/25/2014 1:54 PM
11	Automated retail	11/25/2014 1:26 PM
12	Retail	11/25/2014 1:21 PM
13	Engineering	11/25/2014 12:59 PM
14	Real Estate Finance	11/25/2014 12:58 PM
15	engineering	11/25/2014 12:57 PM
16	Corporate Engineering Firm	11/25/2014 11:40 AM
17	telecom	11/25/2014 11:26 AM
18	non profit	11/25/2014 11:22 AM
19	Information technology/High Tech	11/25/2014 11:09 AM
20	intellectual property	11/25/2014 11:06 AM
21	Public Health	11/25/2014 11:06 AM
22	Software	11/25/2014 11:05 AM
23	Telecommunications	11/25/2014 11:04 AM
24	Health care	11/25/2014 11:03 AM
25	software	11/25/2014 11:02 AM
26	Parking management	11/25/2014 10:16 AM
27	IT	11/25/2014 9:58 AM
28	Technology	11/25/2014 9:51 AM
29	Aerospace	11/25/2014 9:31 AM

**Q14 What percentage of your employees do you estimate typically commute by mode other than driving alone, such as transit, carpool, vanpool, walk, bike or telework?**

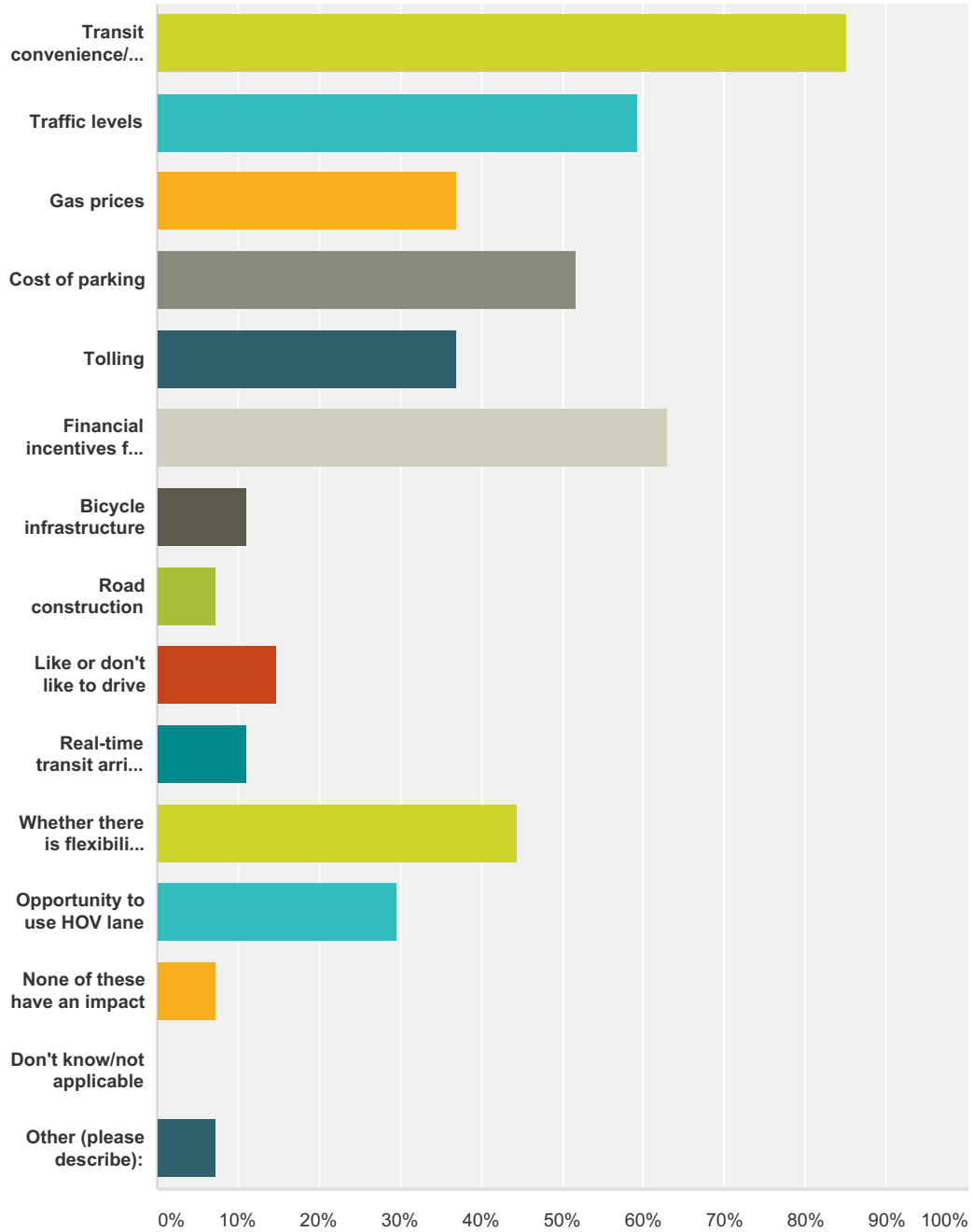
Answered: 29 Skipped: 1,591



Answer Choices	Responses
0-20%	31.03% 9
21-40%	24.14% 7
41-60%	24.14% 7
61-80%	6.90% 2
Over 80%	10.34% 3
Don't know/not applicable	3.45% 1
<b>Total</b>	<b>29</b>

**Q15 Which out of the following do you think significantly impact your employees' commute mode choice? (Choose up to five.)**

Answered: 27 Skipped: 1,593



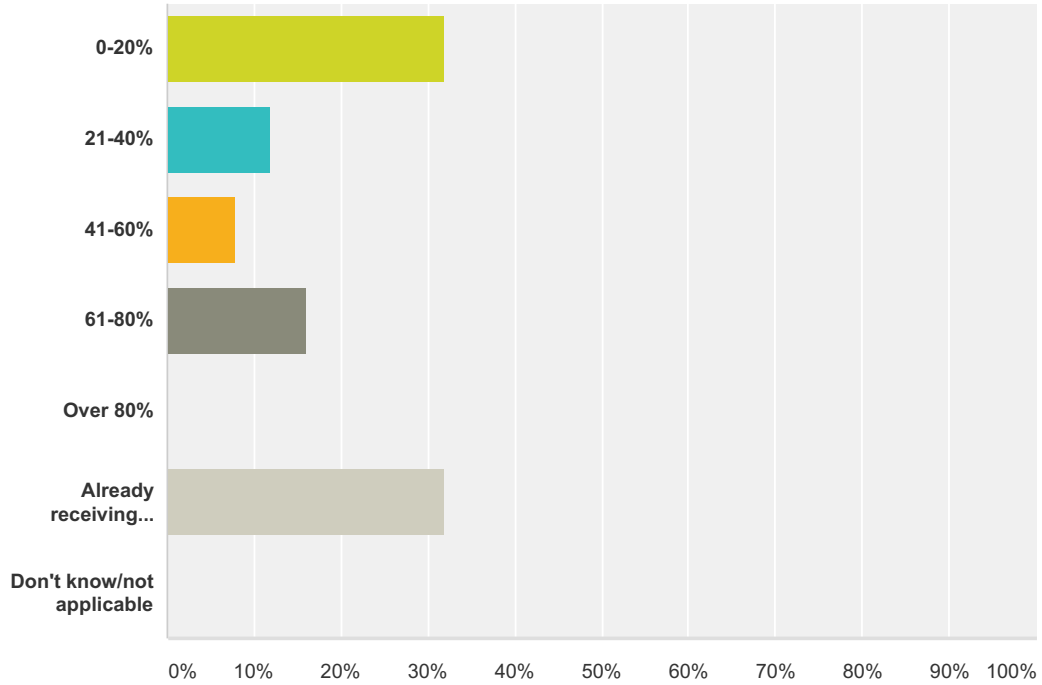
Answer Choices	Responses
Transit convenience/service levels	85.19% 23
Traffic levels	59.26% 16
Gas prices	37.04% 10

## 2014 City of Bellevue TDM Plan Community Input Survey

Cost of parking	<b>51.85%</b>	14
Tolling	<b>37.04%</b>	10
Financial incentives for using transit, etc.	<b>62.96%</b>	17
Bicycle infrastructure	<b>11.11%</b>	3
Road construction	<b>7.41%</b>	2
Like or don't like to drive	<b>14.81%</b>	4
Real-time transit arrival information	<b>11.11%</b>	3
Whether there is flexibility in schedule	<b>44.44%</b>	12
Opportunity to use HOV lane	<b>29.63%</b>	8
None of these have an impact	<b>7.41%</b>	2
Don't know/not applicable	<b>0.00%</b>	0
Other (please describe):	<b>7.41%</b>	2
<b>Total Respondents: 27</b>		

**Q16 What percentage of your employees do you estimate would be interested in receiving information, assistance or financial incentives to help them try commute modes other than driving alone?**

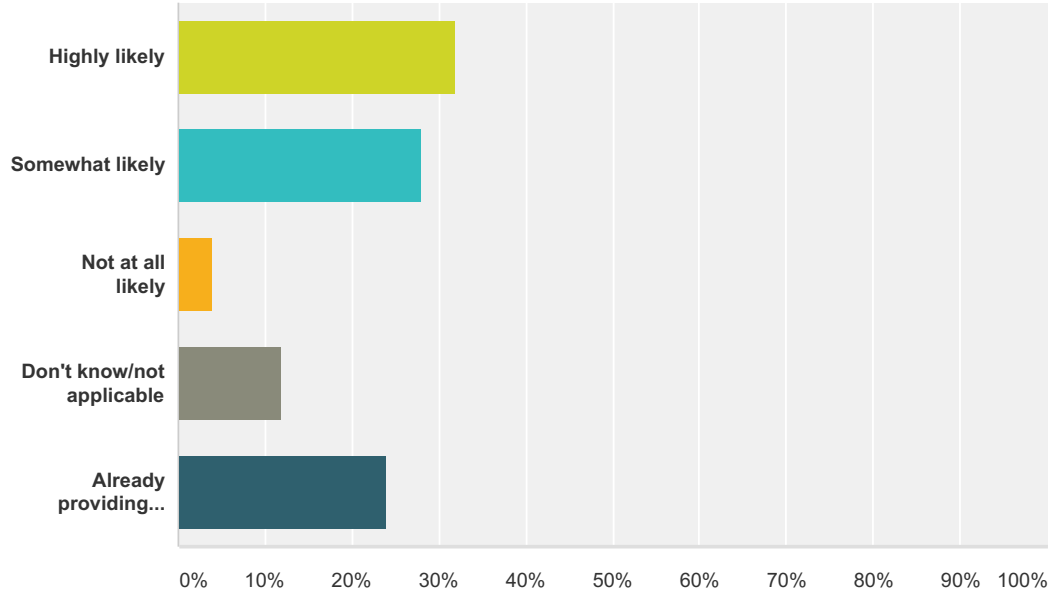
Answered: 25 Skipped: 1,595



Answer Choices	Responses	Count
0-20%	32.00%	8
21-40%	12.00%	3
41-60%	8.00%	2
61-80%	16.00%	4
Over 80%	0.00%	0
Already receiving information	32.00%	8
Don't know/not applicable	0.00%	0
<b>Total</b>		<b>25</b>

**Q17 How likely are you to provide/enhance a commute incentive program for your employees in the next five years?**

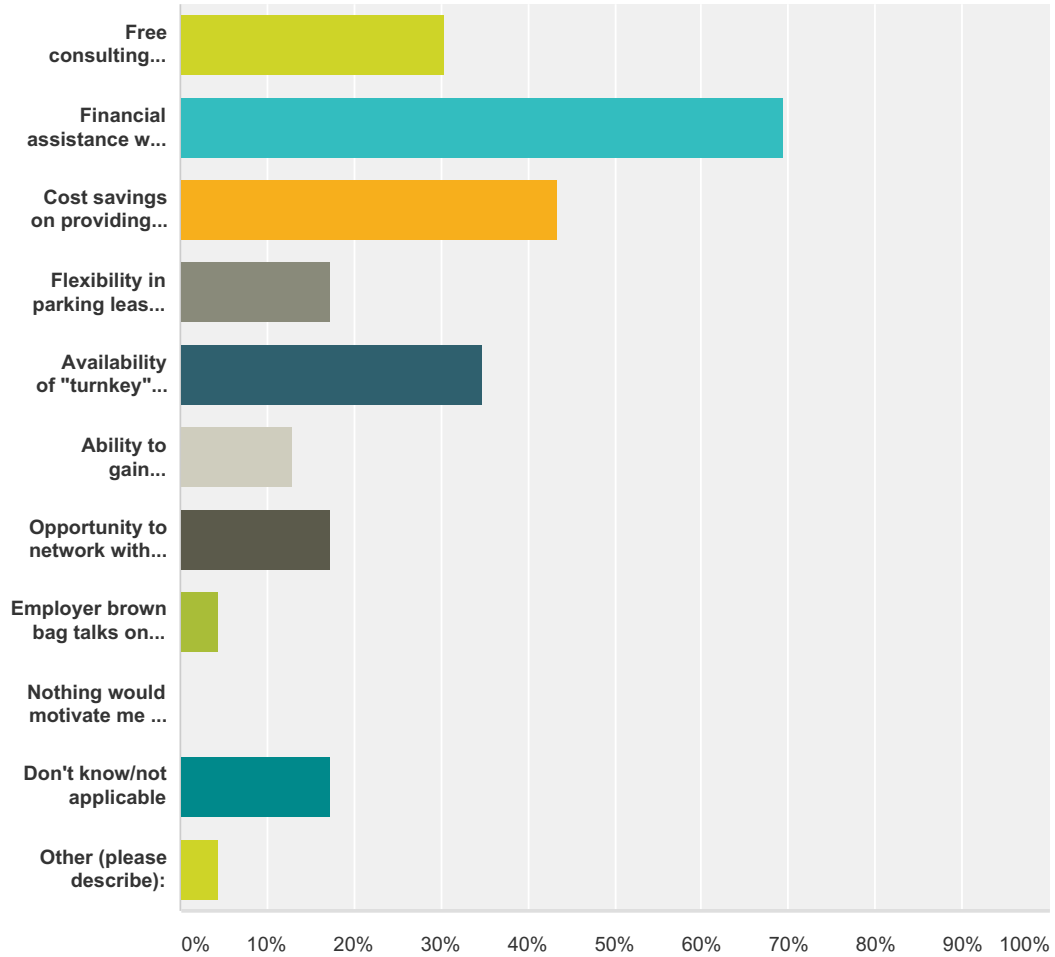
Answered: 25 Skipped: 1,595



Answer Choices	Responses
Highly likely	32.00% 8
Somewhat likely	28.00% 7
Not at all likely	4.00% 1
Don't know/not applicable	12.00% 3
Already providing commute incentive program	24.00% 6
<b>Total</b>	<b>25</b>

**Q18 What would help motivate you to provide or enhance a commute incentive program for your employees in the next five years? (Choose up to three.)**

Answered: 23 Skipped: 1,597



Answer Choices	Responses
Free consulting service to help you develop employee commute benefits or programs	30.43% 7
Financial assistance with providing transit passes or other commute subsidies to employees	69.57% 16
Cost savings on providing parking for employees	43.48% 10
Flexibility in parking lease agreements to change the number of spaces leased	17.39% 4
Availability of "turnkey" commute incentive programs with very low staffing impact	34.78% 8
Ability to gain recognition for benefiting the community/environment	13.04% 3
Opportunity to network with other employers in the area to learn what they are doing	17.39% 4
Employer brown bag talks on transportation and commute programs	4.35% 1

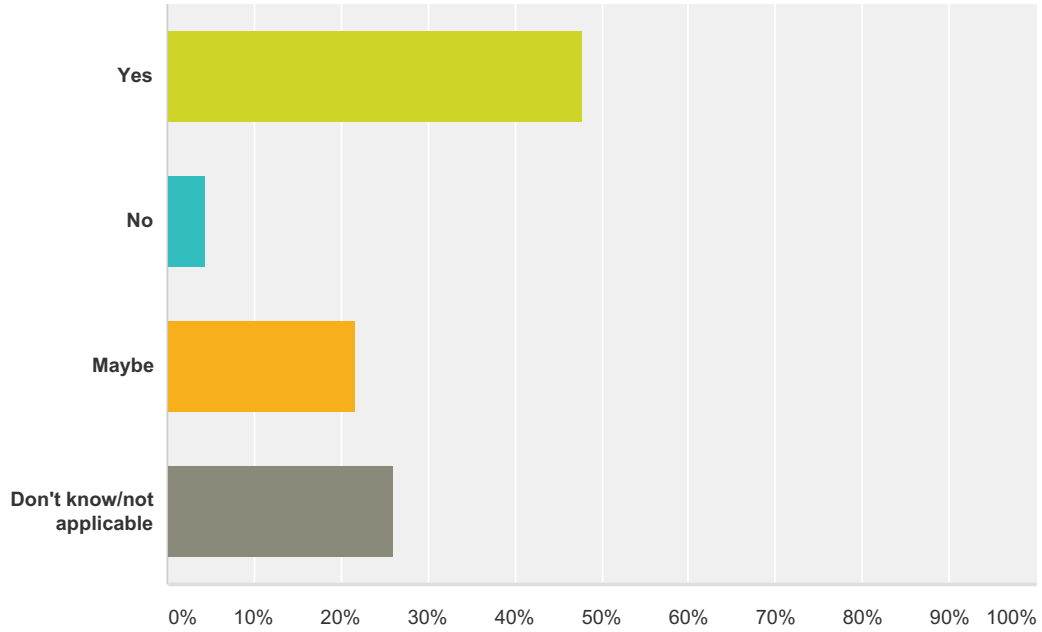
## 2014 City of Bellevue TDM Plan Community Input Survey

Nothing would motivate me to do this	0.00%	0
Don't know/not applicable	17.39%	4
Other (please describe):	4.35%	1
<b>Total Respondents: 23</b>		



**Q19 Do you think that increased commuting options (other than driving alone) would make your company more attractive to employees?**

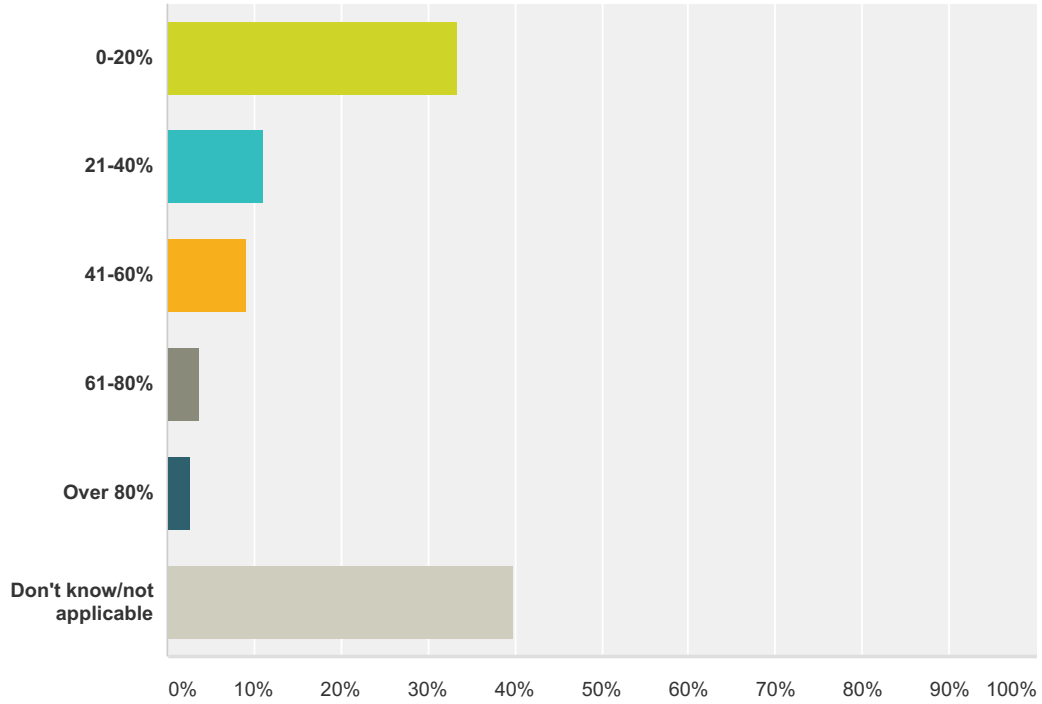
Answered: 23 Skipped: 1,597



Answer Choices	Responses	
Yes	47.83%	11
No	4.35%	1
Maybe	21.74%	5
Don't know/not applicable	26.09%	6
<b>Total</b>		<b>23</b>

**Q20 What percentage of your tenants or building employees do you estimate typically commute by mode other than driving alone (such as transit, carpool, vanpool, walk, bike or telework)?**

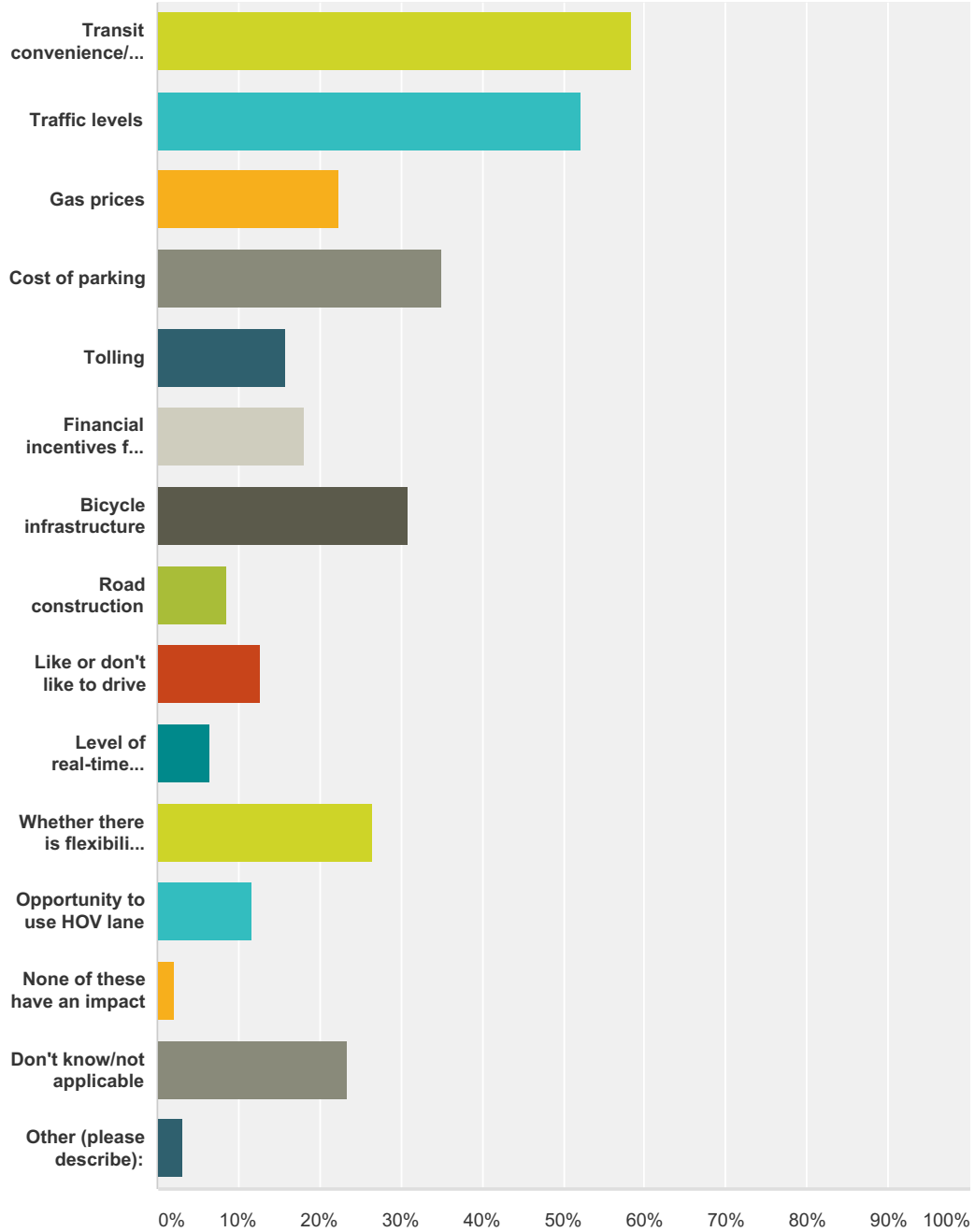
Answered: 108 Skipped: 1,512



Answer Choices	Responses	
0-20%	33.33%	36
21-40%	11.11%	12
41-60%	9.26%	10
61-80%	3.70%	4
Over 80%	2.78%	3
Don't know/not applicable	39.81%	43
<b>Total</b>		<b>108</b>

**Q21 Which out of the following do you think significantly impact your tenants' commute mode choice? (Choose up to five.)**

Answered: 94 Skipped: 1,526



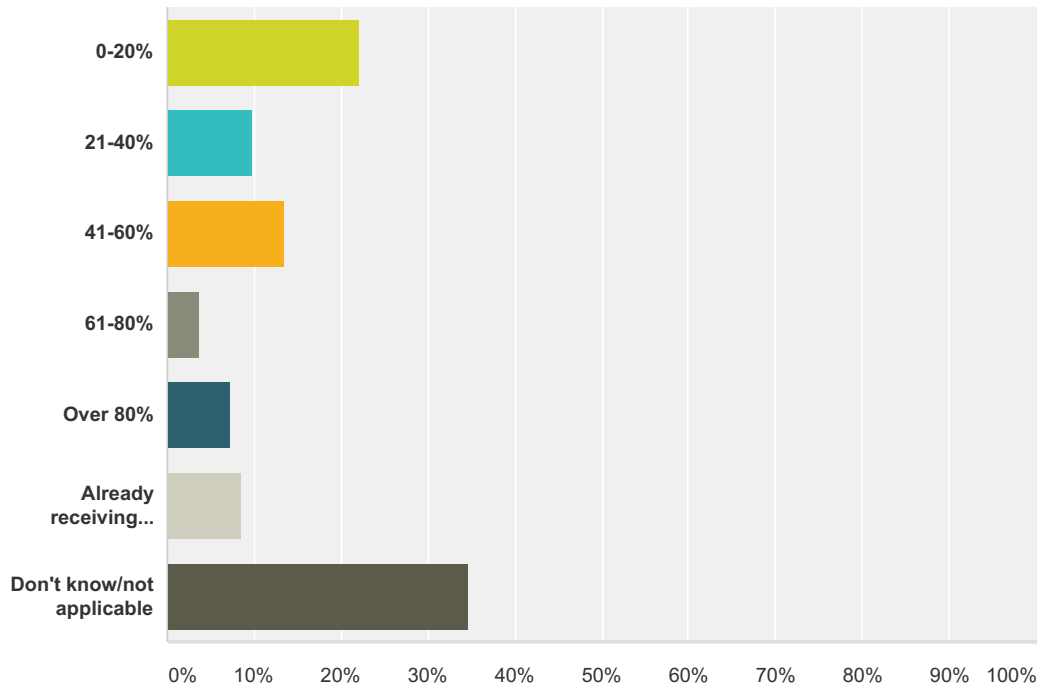
Answer Choices	Responses
Transit convenience/service levels	58.51% 55
Traffic levels	52.13% 49
Gas prices	22.34% 21

## 2014 City of Bellevue TDM Plan Community Input Survey

Cost of parking	35.11%	33
Tolling	15.96%	15
Financial incentives for using transit, etc.	18.09%	17
Bicycle infrastructure	30.85%	29
Road construction	8.51%	8
Like or don't like to drive	12.77%	12
Level of real-time transit information available	6.38%	6
Whether there is flexibility in schedule	26.60%	25
Opportunity to use HOV lane	11.70%	11
None of these have an impact	2.13%	2
Don't know/not applicable	23.40%	22
Other (please describe):	3.19%	3
<b>Total Respondents: 94</b>		

**Q22 What percentage of your tenants or building employees do you estimate would be interested in receiving information, assistance or financial incentives to help them try commute modes other than driving alone?**

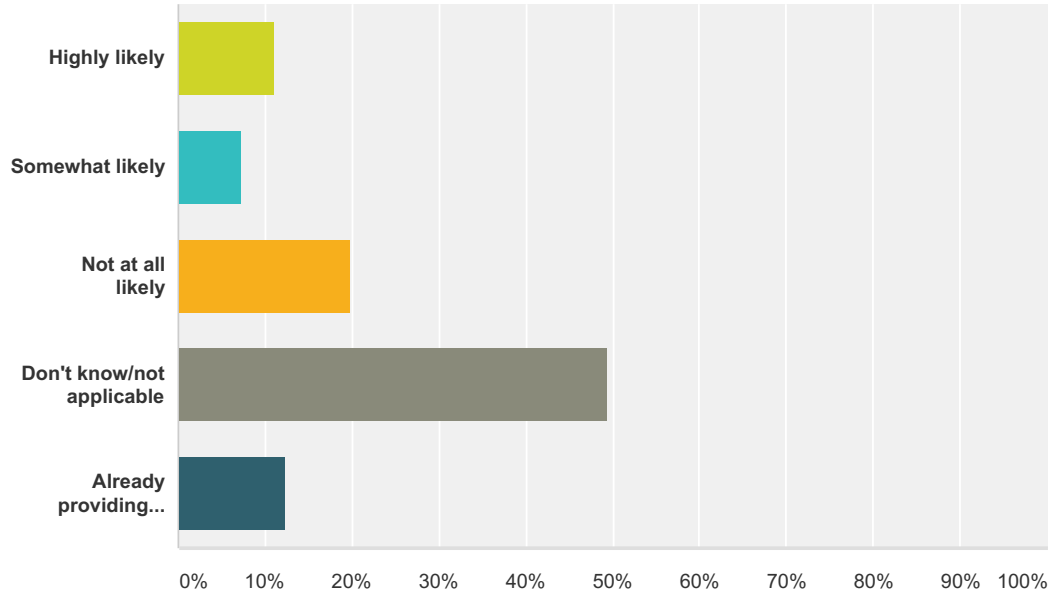
Answered: 81 Skipped: 1,539



Answer Choices	Responses
0-20%	22.22% 18
21-40%	9.88% 8
41-60%	13.58% 11
61-80%	3.70% 3
Over 80%	7.41% 6
Already receiving information	8.64% 7
Don't know/not applicable	34.57% 28
<b>Total</b>	<b>81</b>

**Q23 How likely are you to provide (or enhance) a commute option incentive program for your tenants or building employees in the next five years?**

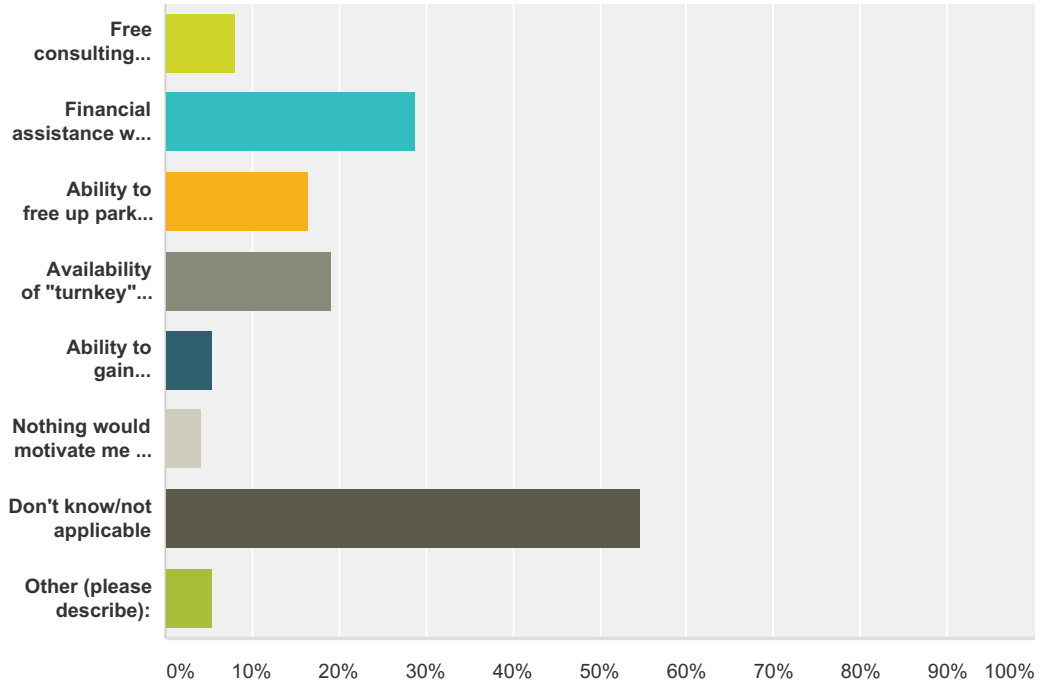
Answered: 81 Skipped: 1,539



Answer Choices	Responses
Highly likely	11.11% 9
Somewhat likely	7.41% 6
Not at all likely	19.75% 16
Don't know/not applicable	49.38% 40
Already providing commute incentive program	12.35% 10
<b>Total</b>	<b>81</b>

**Q24 What would help motivate you to provide (or enhance) a commute option incentive program for your tenants or building employees in the next five years? (Choose up to three.)**

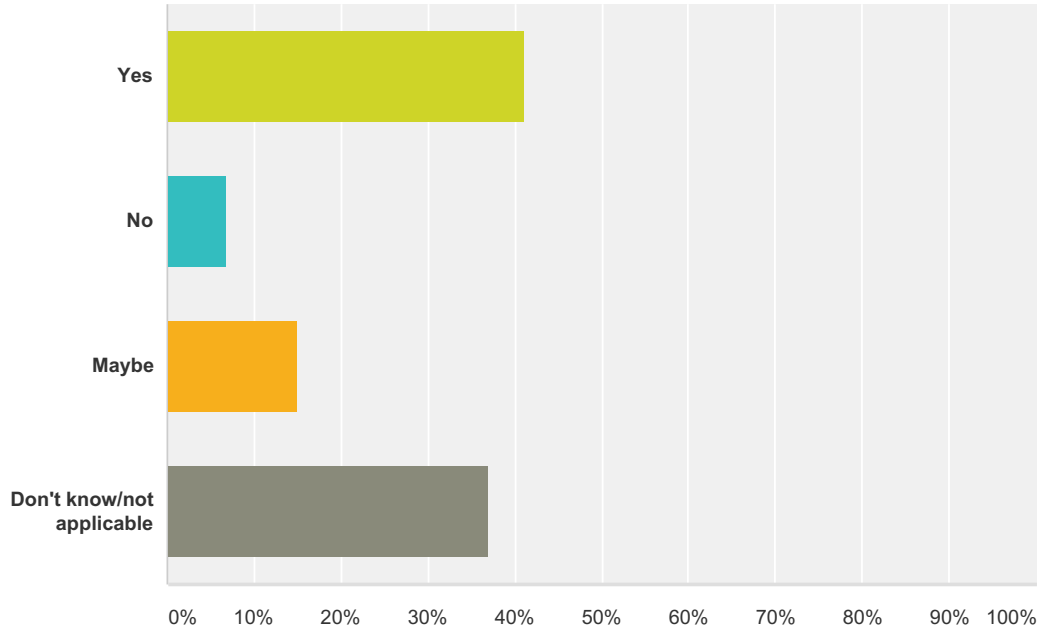
Answered: 73 Skipped: 1,547



Answer Choices	Responses
Free consulting service to help you develop incentive programs	8.22% 6
Financial assistance with providing transit passes or other commute benefits to tenants or building employees	28.77% 21
Ability to free up parking spaces	16.44% 12
Availability of "turnkey" commute incentive programs with very low staffing impact	19.18% 14
Ability to gain recognition for benefiting the community/environment	5.48% 4
Nothing would motivate me to do this	4.11% 3
Don't know/not applicable	54.79% 40
Other (please describe):	5.48% 4
<b>Total Respondents: 73</b>	

**Q25 Do you think that increased feasibility of transportation options (other than driving alone) to and from your building would make it more attractive to tenants?**

Answered: 73 Skipped: 1,547

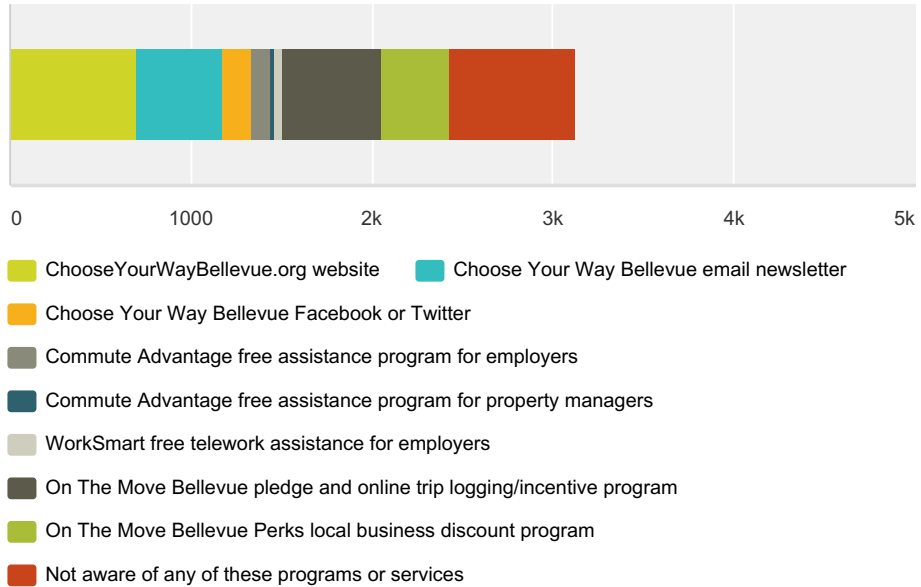


Answer Choices	Responses
Yes	41.10% 30
No	6.85% 5
Maybe	15.07% 11
Don't know/not applicable	36.99% 27
<b>Total</b>	<b>73</b>



**Q26 Before taking this survey, were you aware of any of the following Choose your Way Bellevue programs or services? (Select all that apply.)**

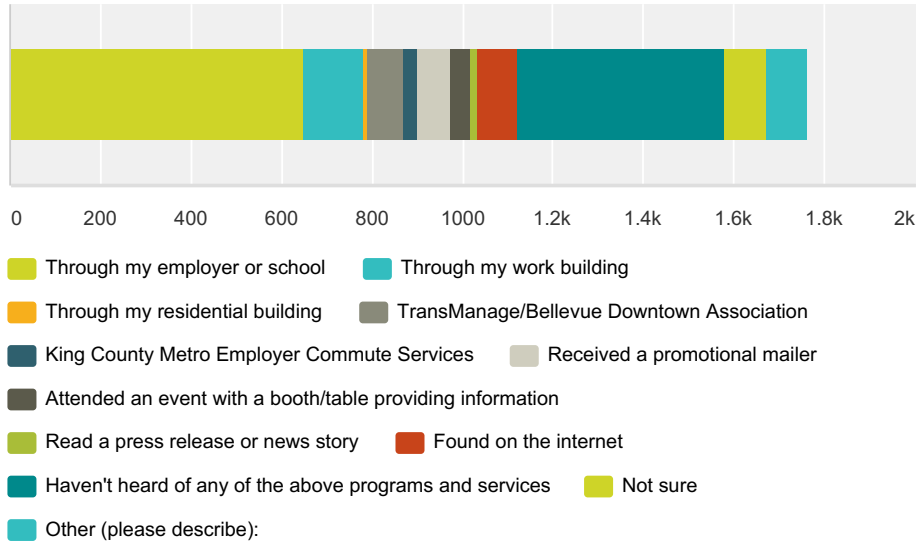
Answered: 1,530 Skipped: 90



Answer Choices	Responses
ChooseYourWayBellevue.org website	45.69% 699
Choose Your Way Bellevue email newsletter	30.65% 469
Choose Your Way Bellevue Facebook or Twitter	10.85% 166
Commuter Advantage free assistance program for employers	6.99% 107
Commuter Advantage free assistance program for property managers	1.63% 25
WorkSmart free telework assistance for employers	2.16% 33
On The Move Bellevue pledge and online trip logging/incentive program	36.60% 560
On The Move Bellevue Perks local business discount program	23.79% 364
Not aware of any of these programs or services	45.88% 702
<b>Total Respondents: 1,530</b>	

### Q27 How did you hear about the Choose Your Way Bellevue programs and services mentioned in the previous question? (Select all that apply.)

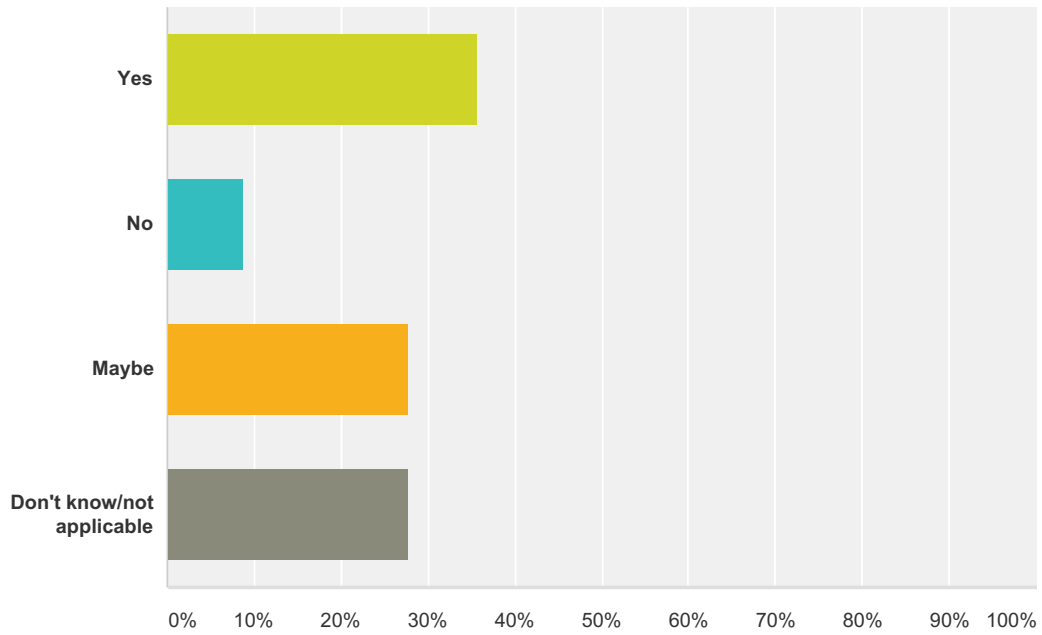
Answered: 1,524 Skipped: 96



Answer Choices	Responses	Count
Through my employer or school	42.65%	650
Through my work building	8.66%	132
Through my residential building	0.46%	7
TransManage/Bellevue Downtown Association	5.18%	79
King County Metro Employer Commute Services	2.30%	35
Received a promotional mailer	4.53%	69
Attended an event with a booth/table providing information	3.15%	48
Read a press release or news story	1.05%	16
Found on the internet	5.58%	85
Haven't heard of any of the above programs and services	30.12%	459
Not sure	6.04%	92
Other (please describe):	5.97%	91
<b>Total Respondents: 1,524</b>		

### Q28 Are these programs or services useful to you?

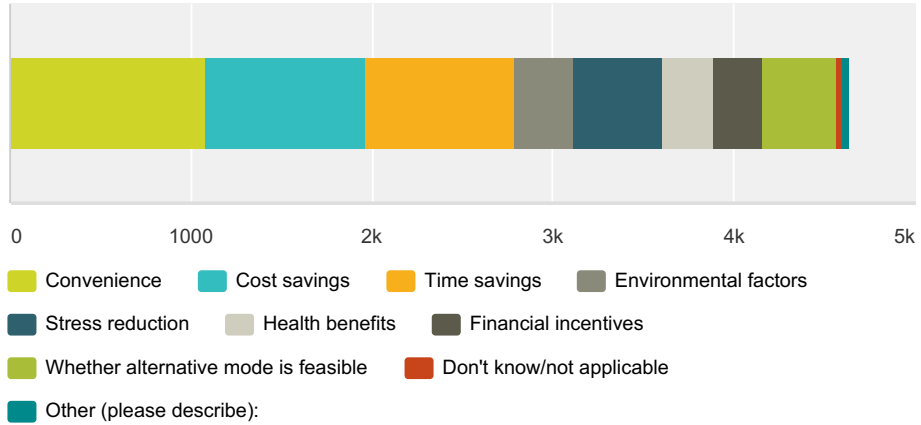
Answered: 1,524 Skipped: 96



Answer Choices	Responses	Count
Yes	35.70%	544
No	8.79%	134
Maybe	27.76%	423
Don't know/not applicable	27.76%	423
<b>Total</b>		<b>1,524</b>

**Q29 In general, when choosing or considering a non-drive-alone transportation mode, which factor(s) are most significant to you, or to your employees/tenants? (Choose up to three.)**

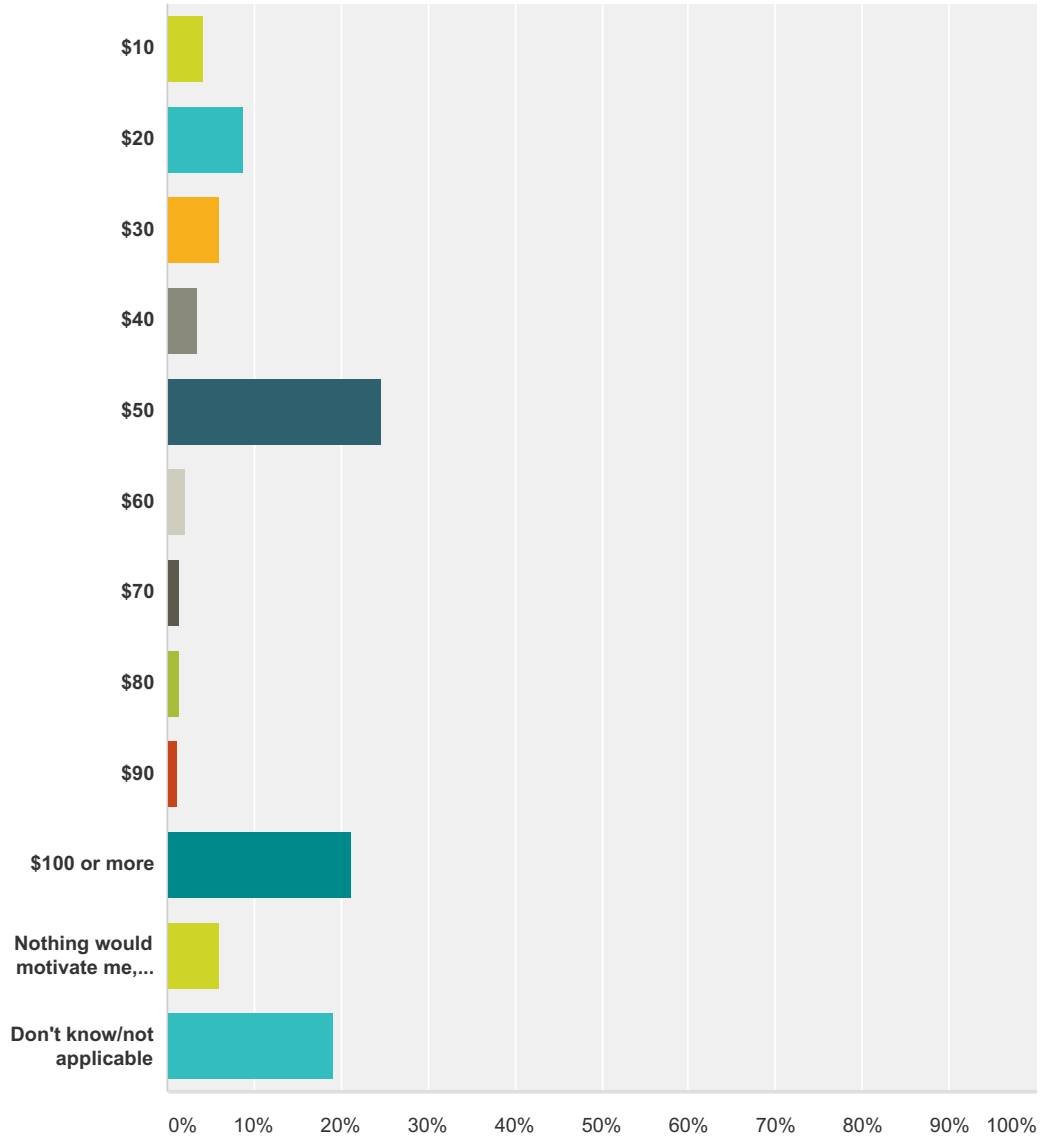
Answered: 1,520 Skipped: 100



Answer Choices	Responses
Convenience	70.92% 1,078
Cost savings	58.09% 883
Time savings	54.14% 823
Environmental factors	22.17% 337
Stress reduction	32.04% 487
Health benefits	18.49% 281
Financial incentives	17.83% 271
Whether alternative mode is feasible	26.84% 408
Don't know/not applicable	2.24% 34
Other (please describe):	2.43% 37
<b>Total Respondents: 1,520</b>	

**Q30 If offered a monthly financial incentive for trying a mode other than driving alone, what is the minimum amount that would motivate you, or your employees/tenants, to participate?**

Answered: 1,517 Skipped: 103



Answer Choices	Responses
\$10	4.15% 63
\$20	8.83% 134
\$30	6.06% 92
\$40	3.63% 55

## 2014 City of Bellevue TDM Plan Community Input Survey

\$50	<b>24.59%</b>	373
\$60	<b>2.04%</b>	31
\$70	<b>1.38%</b>	21
\$80	<b>1.45%</b>	22
\$90	<b>1.25%</b>	19
\$100 or more	<b>21.29%</b>	323
Nothing would motivate me, or my tenants/employees, to participate	<b>6.06%</b>	92
Don't know/not applicable	<b>19.25%</b>	292
<b>Total</b>		<b>1,517</b>